



SANJA PLAST S.R.

Maloprodaja, Veleprodaja / Retail, Wholesale:
Kralja Petra I Karađorđevića 35
22330 Nova Pazova
Republika Srbija

Telefon / Phone:

+381 22 323 596
+381 22 322 296
+381 63 826 3339
+381 65 3333 558

E-mail:

slavko.sanjaplast@gmail.com
sanjaplast@gmail.com

Web:

www.sanjaplast.rs



YH II

YH II Injection Molding Machine

YH II Mašine za brizganje plastike



Četrdeset godina oštrenja mača

Forty years of sharpening a sword

Fokus čini mnogo profesionalnijim

focus will be more professional





Osnovana 1985. godine, kompanija je nacionalno visokotehnoško preduzeće specijalizovano za proizvodnju mašina za brizganje plastike i takođe je potpredsednik kompanije Ningbo Plastic Machinery Industry Association. Pridržavajući se razvojnog koncepta „integritet, pobednik i daleko“, Ningbo Yonghua Plastic Machinery Manufacturing Co., Ltd. ne samo da integriše naprednu svetsku tehnologiju u inovativne elemente, već i promovise mašine za brizganje sa jedinstvenom kineskom inovativnom tehnologijom u svet. Trenutno, Kompanija ima više od 400 zaposlenih, ukupna imovina RMB-a uvodi veliki broj naprednih vertikalnih i horizontalnih centara za obradu kao glavnu opremu za obradu. Pridajući značaj kontroli kvaliteta proizvoda, Kompanija je implementirala 6S upravljanje na proizvodnom mestu kroz efektivni ISO 9001:2015, primenjujući savremene koncepte upravljanja preduzećem i procesom proizvodnje kako bi obezbedila odličan i stabilan kvalitet proizvoda.

O YONGHUA KOMPANIJI ABOUT YONGHUA

Top 15

*Kineska industrija mašina
za brizganje plastike*

*China's plastic injection
molding machine industry*

50,000+

*Yonghua mašina u radu
široj sveta*

*Yonghua machines are
running around the world*

400+

*Broj zaposlenih
Employees*

100,000m²

*Proizvodna površina
Plant area*

Founded in 1985, the Company is a national high-tech enterprise specializing in production of plastic injection molding machines and is also the vice president company of Ningbo Plastic Machinery Industry Association. Adhering to the development concept of "integrity, win-win and far", Ningbo Yonghua Plastic Machinery Manufacturing Co., Ltd. does not only integrate the world's advanced technology into innovative elements, but also promotes plastic machinery products with China's unique innovative technology to the world.

At present, the Company has more than 400 employees, total assets of RMB 600 million and factory area of 100,000m². Meanwhile, the Company has introduced a large number of advanced vertical and horizontal processing centers as the main processing equipment. Attaching importance to product quality control, the Company has implemented 6S management at the production site through the effective ISO 9001:2015 while applying modern enterprise management concepts and lean production modes to ensure excellent and stable product quality.



Proizvodnja uz manje škartu

Lean production

Kvalitetan proizvod će biti podržan skupom dobre tehnologije i opreme. Kako bi proizvodili visokokvalitetne proizvode, Yonghua ima hrabrosti da koristi najnapredniju obradnu opremu i hrabrosti da primeni najnoviji svetski koncept dizajna. Čak i ako je investicija velika, Yonghua neće oklevati ni trenutka. Dobro opremljen centar za obradu, savršen institut za istraživanje plastičnih materijala, centar za razvoj novih proizvoda i profesionalni centar za testiranje, sve to obezbeđuje Yonghua-ovu efikasnu proizvodnju i inovativan dizajn.

A good product will be supported by a set of good technology and equipment. In order to produce high-quality products, Yonghua has the courage to use the world's advanced processing equipment and the courage to use the world's new design concept. Even if the investment is large, Yonghua will not hesitate a bit. Well-equipped processing center workshop, perfect plastic machine research institute, new product development center and professional testing center, all these ensure Yonghua's lean production and innovative design.



Pažljiva podela rada, uzastopni procesi, profesionalno iskustvo u proizvodnji i visoko standardna oprema obezbeđuju visok kvalitet mašine. Stavljamo naglasak na svaki radni postupak kako bismo ispunili zahteve kupaca za visokim kvalitetom. Nedavno smo uveli visokoprecizne mašinske alate, opremu za mašine za sečenje, uređaje za termičku obradu, setove za kontrolne testove i uređaje za farbanje. Procesna sposobnost kompanije Yonghua, posebno za velike i naddimenzionirane mašine, dostiže visok nivo u industriji mašina za brizganje plastike, pri čemu se istovremeno obezbeđuje kvalitet mašine.

Meticulous division of labour, consecutive processes, professional experience of manufacture and high standard equipment ensure the high quality of the machine. We put stress on every working procedure to meet the requirements of customers for high quality. Recently, we have introduced high precision machining tools, with the equipment of cutting machine tools, heat-treating facilities, check out test sets and painting facilities. The processing ability of Yonghua Company, especially for the large and supersized machine reach a high level in plastic machine industry while the quality of the machine is ensured at the same time.



Tehnička podrška

Technical support

Kompanija i dalje godišnje investira desetine miliona u istraživanje i razvoj kako bi povećala svoju osnovnu konkurentnost i postigla vodstvo i proboj u različitim tehnologijama. Zadržavajući svoju prvobitnu nameru, konstantno uvodimo staro i donosimo novo, efikasno osiguravajući praktičnost i efikasnost u upotrebi za kupce.

Trenutno, kompanija ima više od 40 industrijskih tehnoloških patenata i učestvovala je u donošenju standarda za proizvodnju svih električnih mašina za brizganje plastike u Zhejiang grupi proizvođača u 2021. godini. Kao vodeće preduzeće u industriji, uvek se postavljamo sa visokim standardima i strogim specifikacijama, čineći sve napore da zaštitimo tehnologiju i pružimo kupcima sigurnu i pouzdanu tehnologiju i proizvode.

The company continues to invest tens of millions of research and development costs every year to increase its core competitiveness and achieve the leading and breakthrough in various technologies. Keep the original intention, constantly introduce the old and bring forth the new, and effectively ensure the convenience and efficiency of customer use.

At present, the company has more than 40 industrial technology patents, and participated in the formulation of the Zhejiang manufacturing group standard of All-electric Plastic Injection Molding Machine in 2021. As a leading enterprise in the industry, it has always required itself with high standards and strict specifications, and has made every effort to protect technology and provide customers with safe and reliable technology and oproducts.

YH II

OSOBI NE YHII SERIJE MAŠINA

- Deo za ubrizgavanje koristi linearnu strukturu vodilice, što je stabilno, efikasno i štedi energiju.
- Može zadovoljiti zahteve za oblikovanje visokopreciznih roizvoda, poboljšava brzinu ubrizgavanja i reakciju, značajno unapređuje kvalitet i preciznost oblikovanja.
- Najnovije "izvanredno" integrisano računarstvo koristi se kako bi se sveobuhvatno poboljšala tačnost pozicioniranja i unapredila ukupna stabilnost operacije.

FEATURES OF YHII SERIES

- The injection part adopts a linear guide rail structure, which is stable, efficient an energy-saving.
- It can meet the requirements of high-precision product molding, improve the injection speed and response, significantly improve the molding quality and precision.
- The latest "excellent" integrated computer is used to comprehensively improve the positioning accuracy and improve the overall operation stability.



SRsanjaplast



- Potpuni standardni proporcionalni ventil za regulaciju protoka unazad
- Klizni sistem tanka za repromaterijal
- Pritisak sistema povećan na 17.5MPa
- Full system standard proportional back pressure valve
- Roller Hopper Slide
- The system pressure is raised to 17.5MPa
- Tehnologija glavnog napajajućeg cevovoda bez zavarivanja
- Nova čelična oplata sa samo-mazivim grafitom
- Nadogradnja standardnog izgleda Yonghua
- Non-welding technology of main power pipe
- New graphite self-lubricating steel sleeve
- Yonghua standard appearance upgrade

Jedinica za brizganje Injection Unit




Funkcije konfiguracije Configuration functions

- Dvocilindrična balansirana struktura brizganja
Double cylinder balanced injection structure
- Šipka i puška visoke efikasnosti od visokokvalitetnog čelika azotirane površine.
High efficiency plasticizing screw barrel of high quality nitride steel
- Funkcija grejanja tajmerom, toplo startovanja puža
Timing heating function, screw anti-cold start
- Visokokvalitetni hidraulični motor visokog obrtnog momenta za pogon puža
High quality high torque hydraulic motor drive glue
- Dizajn dvostrukog cilindra za brizganje prilikom brizganja obezbeđuje ujednačenu silu kontakta mlaznice i tačnost kontrole brizganja
Double injection shift cylinder design ensures uniform nozzle contact force and injection control accuracy
- Uređaj za sprečavanje povratka puža (izvlačenje sirovine / labav povratak / povratak u slučaju požara).
Screw retraction anti-salivation device (glue extraction / loose retraction / fire retraction)
- Uređaj za trimovanje od mlaznice do centra
Nozzle to center trimming device
- Struktura potpornog postolja visoke čvrstoće obezbeđuje stabilan i efikasan rad mehanizma za brizganje
The high rigid pedestal support structure ensures the stable and efficient operation of the injection mechanism
- Visoko precizan elektronski lenjir kontroliše hod brizganja
High precision electronic ruler controls the shooting stroke
- Šest faza brizganja, pet faza pritiska, četiri faze pritiska na skladište materijala, brzina se može podešavati
Six stages of injection, five stages of pressure, four stages of material storage pressure, speed can be adjusted
- Uređaj za merenje brzine puža
Screw speed measuring device
- Automatska funkcija čišćenja bubnja
Automatic cleaning the barrel function
- Centralno podmazivanje sa stanicom kao standard
Centrally lubricated with station as standard
- Sedište za brizganje / preoblikovano sedište koristi linearno vodenu šinu noseće strukture
The injection seat/pre molded seat adopts a linear guide rail support structure
- Standardni zaštitni poklopac mlaznice
Standard nozzle protection cover

Jedinica za zatvaranje

Clamping Unit




Funkcije konfiguracije

Configuration functions

- Pet oslonaca sa dvostrukim naglbnim mehanizmom
Five fulcrum oblique double toggle
- Spojena struktura ploče zatvaranja i završne ploče
Conjoined structure of clamping plate and end board
- Visoka precizna funkcija zaštite od niskog pritiska
High precision low pressure protection die function
- Hidraulični motor pokreće automatsko podešavanje zupčanika-
Hydraulic motor drives automatic gear die setting
- Podesiva pokretna noseća konstrukcija oplata smanjuje deformaciju ležaja vučne šipke, i pokretna oplata pomera čelični pojas visoke tvrdoće
Adjustable movable formwork supporting structure reduces the bearing deformation of tie rod, and the movable formwork moves high hardness steel belt
- Samodetektorski volumetrijski centralizovani sistem za podmazivanje
Self detector volumetric centralized lubrication system
- Standardni mehanički i električni zaštitni uređaj dvostruke sigurnosti (308-408 sa hidrauličnom zaštitom)
Standard mechanical and electrical double safety protection devices (308-408 with hydraulic safety protection)
- Izbor operacije otvaranja i zatvaranja je kontrolisan elektronskim lenjirom visoke preciznosti
The operation of opening and closing election are controlled by high-precision electronic ruler
- Dostupno je više načina izbacivanja, sa pritiskom i podešavanje brzine respektivno
Multiple ejection modes are available, with pressure and speed setting respectively
- Pet procesa u otvaranju i zatvaranju kalupa podesiv pritisak
Five process in mold opening and closing adjustable pressure

Hidraulička jedinica Hydraulic Unit



Funkcije konfiguracije Configuration functions

- Efikasan energetsko-štedljivi servo sistem
Efficient servo energy-saving system
- Povećani pritisak sistema na 17,5Mpa
Increase the system pressure to 17.5Mpa
- Tehnologija nevarenih glavnih energetskih cevi
Non welding technology of main power pipe
- Detekcija temperature ulja, automatski alarm za odstupanje temperature ulja
Oil temperature detection, automatic alarm for oil temperature deviation
- Odvod vode za hlađenje kalupa (uključujući set za hlađenje cevi)
Mold cooling water drain (including a set of material pipe cooling)
- Cela serija poseduje standardni proporcionalni ventil povratnog pritiska
Full series standard proportional back pressure valve

Kontrolna jedinica Control Unit

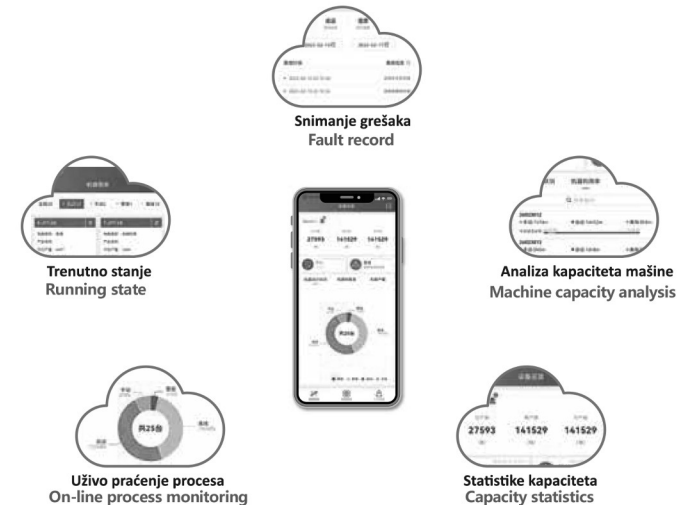
50 BEŽIČNA KOMUNIKACIJA
50 wireless communication

- **Specijalni kontrolni računar za mašinu za brizganje sa visokim odzivom**
High response injection molding machine special control computer
- **Inteligentno upravljanje kvalitetom SPC**
Intelligent SPC quality management
- **Višezjezička podrška**
Support for multiple languages
- **LCD kolor ekran, animacija rada mašine u realnom vremenu**
LCD color screen, real-time animation display of machine operation
- **Jednostavno električno okruženje robota**
Simple robot electrical interface
- **Zaključavanje zaštite podataka parametara**
Parameter data protection lock
- **Automatska kontrola temperature PID, za postizanje temperature bureta sa autokorekcijom**
PID temperature automatic control, to achieve the barrel temperature self-correction
- **USB interfejs za jednostavno ažuriranje programa i rezervu kopiju parametara kalupa**
USB interface for easy panel program update and mold parameter backup

- **Sa funkcijom stopiranja memorije, može da nasumično skladišti 100 setova podataka**
With stop memory function, can store 100 sets of mold data randomly
- **100 setova upozorenja o izuzecima i 100 skupova skladišta zapisa o promenama**
100 sets of exception alerts and 100 sets of change record stores
- **Zaštita lozinkom na više nivoa, može se podesiti prema različitim nivoima autorizacije, kako bi se sprečila pogrešna izmena parametara livenja**
Multi-level password protection, can he set according to diferent authorization levels, to prevent error modification of molding parameters
- **Ispod 308T je opremljen električnim senzorom za detekciju otvora za pražnjenje**
Below 308T is equipped with blanking port detection electric sensor
- **Prekidač za hitno zaustavljanje prednjih i zadnjih vrata kao standard**
Front and rear door emergency stop switch as standard
- **Rezervne vazduhoplovne utičnice (5-jezgrene su trofazne 380V): ispod 268T:5-jezgrene 16Ax3 grupa, 308T-408T:5-jezgrene 32Ax1 grupa+5-jezgrene 6Ax2 grupa**
Spare aviation sockets (5-core are three-phase 380V): below 268T:5-core 16Ax3 group, 308T-408T:5-core 32Ax1 group+5-core 16Ax2 group

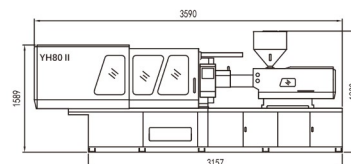
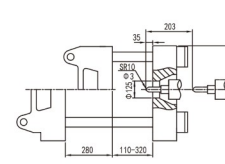
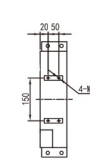
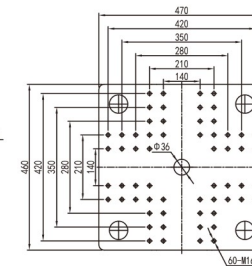


Povezivanje opreme Produktivnost vođena podacima
Equipment interconnection data-driven productivity
Yonghua Cloud dobar pomoćnik vašem menadžmentu
Yonghua Cloud your factory management good helper

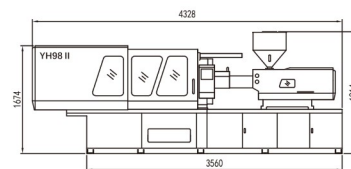
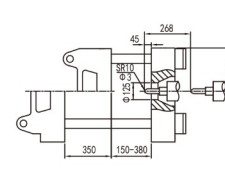
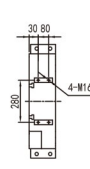
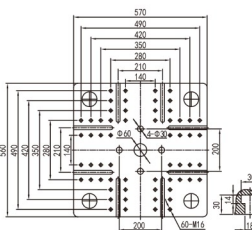


MODEL	YH80 II			YH98 II			YH128 II			
Internacionalne specifikacije International specification	200H			330H			380H			
Jednica za brizganje Injection Unit	A	B	C	A	B	C	A	B	C	
Prečnik puža Screw diameter	[mm]	30	32	35	35	38	40	36	40	43
Odnos puža Screw ratio	[L/D]	22.4	21.0	19.2	22.8	21.0	20.0	23.3	21.0	19.5
Teoretski kapacitet brizganja Theoretical injection capacity	[cm ³]	95	109	130	152	179	198	179	221	255
Gramaza šneke (PS) Shot weight (PS)	[g]	87	99	118	138	163	181	163	201	232
Gramaza šneke (PS) Shot weight (PS)	[oz]	3.1	3.5	4.2	4.2	5.8	6.4	5.8	7.1	8.2
Brzina brizganja u vazduh Injection rate into Air	[g/s]	78	88	106	93	110	122	92	114	132
Pritisak brizganja Injection pressure	[MPa]	219	192	161	228	193	174	230	186	161
Hod brizganja Injection stroke	[mm]	135			158			176		
Brzina puža Screw speed	[r/min]	210			200			216		
Prečnik sfere mlaznice Sphere diameter of nozzle	[mm]	SR10			SR10			SR10		
Jednica za zatvaranje Clamping Unit										
Sila zatvaranja Clamping force	[kN]	800			980			1280		
Max. hod otvaranja Opening stroke	[mm]	280			345			400		
Razmak između kolona (ŠxV) Space between tie bar(WxH)	[mm]	325x310			380x370			410x410		
Min. veličina kalupa Min. mould size	[mm]	225x215			260x260			300x300		
Min. debljina kalupa Min. mould height	[mm]	110			150			150		
Max. debljina kalupa Max. mould height	[mm]	320			380			450		
Prečnik otvora lokacije kalupa Dia. of mould location hole	[mm]	Φ 125H7			Φ 125H7			Φ 125H7		
Hod izbacivača Ejector stroke	[mm]	80			100			100		
Sila izbacivanja Ejector stroke forward	[kN]	45			38			38		
Broj izbacivača Number of ejector bar	[PC]	1			5			5		
Ostalo Others										
Pritisak sistema Sys. Pressure	[Mpa]	17.5			17.5			17.5		
Snaga motora Pump Motor	[KW]	9			14			14		
Snaga grejanja Heater Power	[KW]	5.4			7.6			7.75		
Broj kontrolnih zona temperature Number of temp. control zones		3+1			4+1			4+1		
Kapacitet rezervoara ulja Oil tank capacity	[L]	165			170			200		
Dimenzije mašine (DxŠxV) Machine Dimensions (LxWxH)	[m]	3.59x1.11x1.83			4.33x1.16x1.92			4.57x1.20x2.00		
Težina mašine Machine Weight	[Ton]	2.7			3.3			4.0		

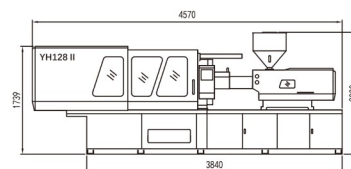
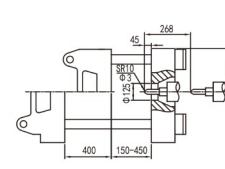
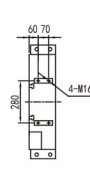
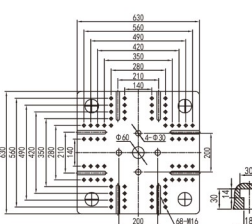
YH80 II

Spoljne dimenzije
Dimension of exteriorDimenzije prostora kalupa
Mould space dimensionDimenzije instalacije robota
Robot Installation dimensionDimenzije šablona
Dimension of templet

YH98 II

Spoljne dimenzije
Dimension of exteriorDimenzije prostora kalupa
Mould space dimensionDimenzije instalacije robota
Robot Installation dimensionDimenzije šablona
Dimension of templet

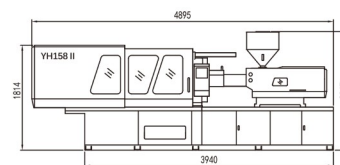
YH128 II

Spoljne dimenzije
Dimension of exteriorDimenzije prostora kalupa
Mould space dimensionDimenzije instalacije robota
Robot Installation dimensionDimenzije šablona
Dimension of templet

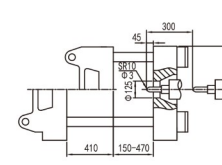
MODEL	YH158 II			YH178 II			YH208 II			
Internacionalne specifikacije International specification	530H			620H			850H			
Jednica za brizganje Injection Unit	A	B	C	A	B	C	A	B	C	
Prečnik puža Screw diameter	[mm]	42	45	50	42	45	50	45	50	55
Odnos puža Screw ratio	[L/D]	23.1	21.6	19.4	23.1	21.6	19.4	23.3	21.0	19.1
Teoretski kapacitet brizganja Theoretical injection capacity	[cm ³]	263	302	373	291	334	412	382	471	570
Gramaza šneke (PS) Shot weight (PS)	[g]	239	275	339	265	304	375	347	429	519
Gramaza šneke (PS) Shot weight (PS)	[oz]	8.5	9.7	12.0	9.4	10.7	13.3	12.2	15.1	18.3
Brzina brizganja u vazduh Injection rate into Air	[g/s]	131	151	186	149	171	211	164	202	244
Pritisak brizganja Injection pressure	[MPa]	202	176	143	214	187	151	219	177	147
Hod brizganja Injection stroke	[mm]	190			210			240		
Brzina puža Screw speed	[r/min]	190			202			180		
Prečnik sfere mlaznice Sphere diameter of nozzle	[mm]	SR10			SR10			SR15		
Jednica za zatvaranje Clamping Unit										
Sila zatvaranja Clamping force	[kN]	1580			1780			2080		
Max. hod otvaranja Opening stroke	[mm]	410			435			485		
Razmak između kolona (ŠxV) Space between tie bar(WxH)	[mm]	440x440			470x470			520x520		
Min. veličina kalupa Min. mould size	[mm]	310x310			325x325			360x360		
Min. debljina kalupa Min. mould height	[mm]	150			180			200		
Max. debljina kalupa Max. mould height	[mm]	470			520			550		
Prečnik otvora lokacije kalupa Dia. of mould location hole	[mm]	Φ 125H7			Φ 125H7			Φ 160H7		
Hod izbacivača Ejector stroke	[mm]	120			140			140		
Sila izbacivanja Ejector stroke forward	[kN]	38			53			70		
Broj izbacivača Number of ejector bar	[PC]	5			5			9		
Ostalo Others										
Pritisak sistema Sys. Pressure	[Mpa]	17.5			17.5			17.5		
Snaga motora Pump Motor	[KW]	17.6			18.7			20.5		
Snaga grejanja Heater Power	[KW]	10.1			10.5			13.3		
Broj kontrolnih zona temperature Number of temp. control zones		4+1			4+1			4+1		
Kapacitet rezervoara ulja Oil tank capacity	[L]	232			250			300		
Dimenzije mašine (DxŠxV) Machine Dimensions (LxWxH)	[m]	4.90x1.26x2.05			5.17x1.31x2.00			5.58x1.39x2.17		
Težina mašine Machine Weight	[Ton]	4.7			5.2			6.4		

YH158 II

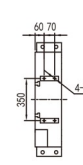
Spoljne dimenzije
Dimension of exterior



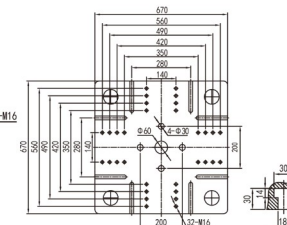
Dimenzije prostora kalupa
Mould space dimension



Dimenzije instalacije robota
Robot Installation dimension

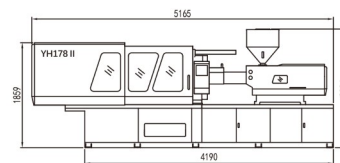


Dimenzije šablona
Dimension of templet

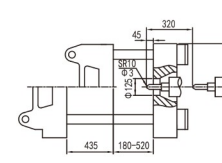


YH178 II

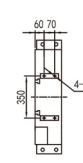
Spoljne dimenzije
Dimension of exterior



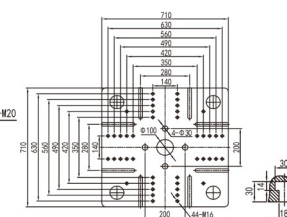
Dimenzije prostora kalupa
Mould space dimension



Dimenzije instalacije robota
Robot Installation dimension

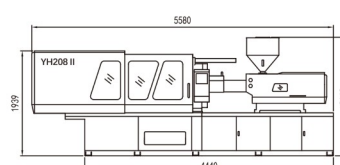


Dimenzije šablona
Dimension of templet

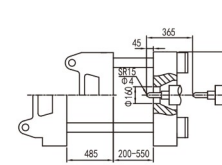


YH208 II

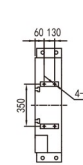
Spoljne dimenzije
Dimension of exterior



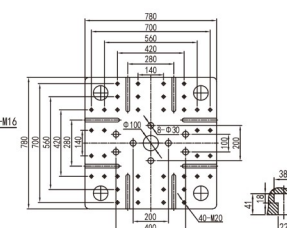
Dimenzije prostora kalupa
Mould space dimension



Dimenzije instalacije robota
Robot Installation dimension

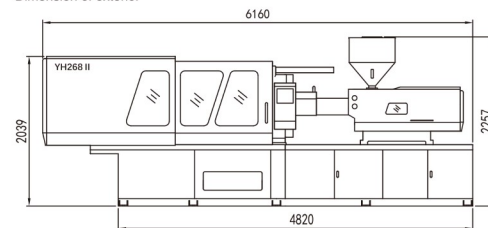
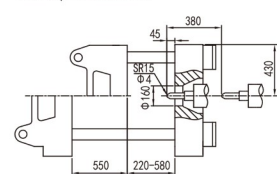
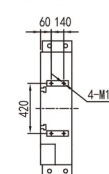
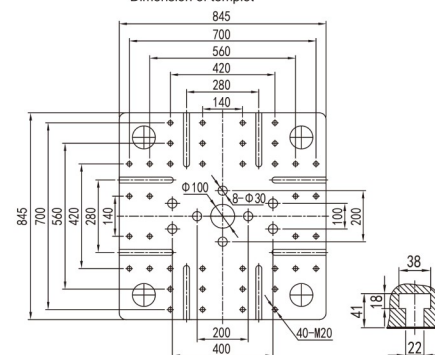


Dimenzije šablona
Dimension of templet

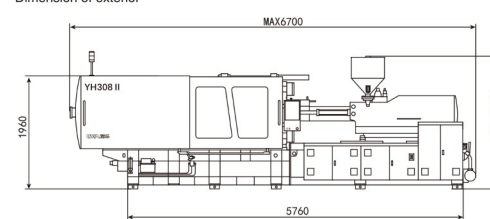
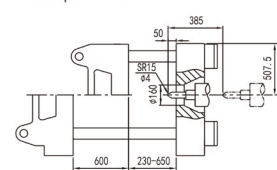
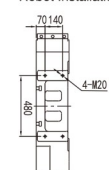
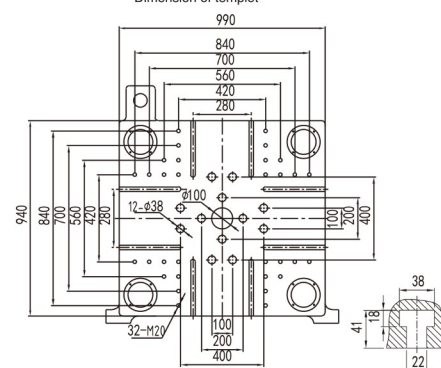


MODEL	YH268 II			YH308 II			
Internacionalne specifikacije International specification	1300H			1450H			
Jednica za brizganje Injection Unit	A	B	C	A	B	C	
Prečnik puža Screw diameter	[mm]	55	60	64	55	60	64
Odnos puža Screw ratio	[L/D]	22.9	21.0	19.7	22.9	21	19.7
Teoretski kapacitet brizganja Theoretical injection capacity	[cm ³]	641	763	868	653	777	884
Gramaza šneke (PS) Shot weight (PS)	[g]	583	694	790	594	707	805
Gramaza šneke (PS) Shot weight (PS)	[oz]	20.6	24.5	27.9	20.9	24.9	28.4
Brzina brizganja u vazduh Injection rate into Air	[g/s]	205	244	277	237	282	321
Pritisak brizganja Injection pressure	[MPa]	194	163	144	213	179	157
Hod brizganja Injection stroke	[mm]	270			275		
Brzina puža Screw speed	[r/min]	210			235		
Prečnik sfere mlaznice Sphere diameter of nozzle	[mm]	SR15			SR15		
Jednica za zatvaranje Clamping Unit							
Sila zatvaranja Clamping force	[kN]	2680			3080		
Max. hod otvaranja Opening stroke	[mm]	550			600		
Razmak između kolona (ŠxV) Space between tie bar(WxH)	[mm]	580x580			680x630		
Min. veličina kalupa Min. mould size	[mm]	420x420			475x440		
Min. debljina kalupa Min. mould height	[mm]	220			230		
Max. debljina kalupa Max. mould height	[mm]	580			650		
Prečnik otvora lokacije kalupa Dia. of mould location hole	[mm]	φ 160H7			φ 125H7		
Hod izbacivača Ejector stroke	[mm]	150			170		
Sila izbacivanja Ejector stroke forward	[kN]	70			77		
Broj izbacivača Number of ejector bar	[PC]	9			13		
Ostalo Others							
Pritisak sistema Sys. Pressure	[Mpa]	17.5			17.5		
Snaga motora Pump Motor	[KW]	31.1			40.9		
Snaga grejanja Heater Power	[KW]	16.9			19.6		
Broj kontrolnih zona temperature Number of temp. control zones		4+1			4+1		
Kapacitet rezervoara ulja Oil tank capacity	[L]	400			600		
Dimenzije mašine (DxŠxV) Machine Dimensions (LxWxH)	[m]	6.16x1.47x2.26			6.70x2.03x2.25		
Težina mašine Machine Weight	[Ton]	7.5			11		

YH268 II

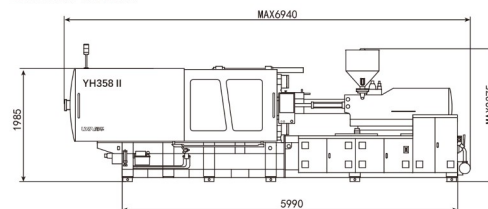
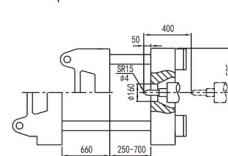
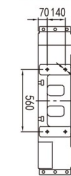
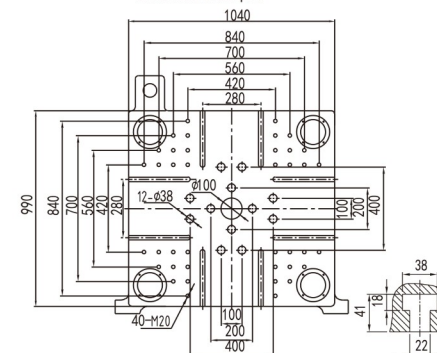
Spoljne dimenzije
Dimension of exteriorDimenzije prostora kalupa
Mould space dimensionDimenzije instalacije robota
Robot Installation dimensionDimenzije šablona
Dimension of templet

YH308 II

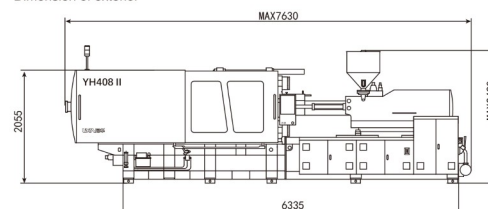
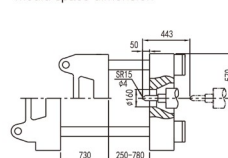
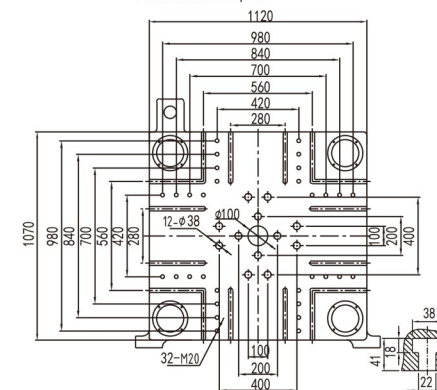
Spoljne dimenzije
Dimension of exteriorDimenzije prostora kalupa
Mould space dimensionDimenzije instalacije robota
Robot Installation dimensionDimenzije šablona
Dimension of templet

MODEL	YH358 II			YH408 II			
Internacionalne specifikacije International specification	1800H			2700H			
Jednica za brizganje Injection Unit	A	B	C	A	B	C	
Prečnik puža Screw diameter	[mm]	60	65	70	70	75	80
Odnos puža Screw ratio	[L/D]	22.8	21	19.5	22.5	21	19.7
Teoretski kapacitet brizganja Theoretical injection capacity	[cm ³]	848	995	1154	1346	1545	1758
Gramaza šneke (PS) Shot weight (PS)	[g]	771	905	1050	1225	1406	1600
Gramaza šneke (PS) Shot weight (PS)	[oz]	27.2	31.9	37	43.2	49.6	56.4
Brzina brizganja u vazduh Injection rate into Air	[g/s]	275	323	375	322	369	420
Pritisak brizganja Injection pressure	[MPa]	202	173	149	206	180	158
Hod brizganja Injection stroke	[mm]	300			350		
Brzina puža Screw speed	[r/min]	200			200		
Prečnik sfere mlaznice Sphere diameter of nozzle	[mm]	SR15			SR15		
Jednica za zatvaranje Clamping Unit							
Sila zatvaranja Clamping force	[kN]	3580			4080		
Max. hod otvaranja Opening stroke	[mm]	660			730		
Razmak između kolona (ŠxV) Space between tie bar(WxH)	[mm]	730x680			780x730		
Min. veličina kalupa Min. mould size	[mm]	510x475			545x510		
Min. debljina kalupa Min. mould height	[mm]	250			250		
Max. debljina kalupa Max. mould height	[mm]	700			780		
Prečnik otvora lokacije kalupa Dia. of mould location hole	[mm]	φ125H7			φ160H7		
Hod izbacivača Ejector stroke	[mm]	180			200		
Sila izbacivanja Ejector stroke forward	[kN]	77			120		
Broj izbacivača Number of ejector bar	[PC]	13			13		
Ostalo Others							
Pritisak sistema Sys. Pressure	[Mpa]	17.5			17.5		
Snaga motora Pump Motor	[KW]	40.9			50.7		
Snaga grejanja Heater Power	[KW]	18.6			26		
Broj kontrolnih zona temperature Number of temp. control zones		4+1			4+1		
Kapacitet rezervoara ulja Oil tank capacity	[L]	640			720		
Dimenzije mašine (DxŠxV) Machine Dimensions (LxWxH)	[m]	6.94x2.05x2.38			7.63x2.15x2.42		
Težina mašine Machine Weight	[Ton]	12.7			15.2		

YH358 II

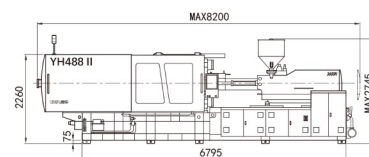
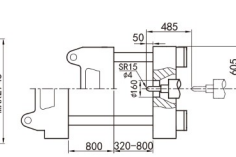
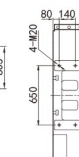
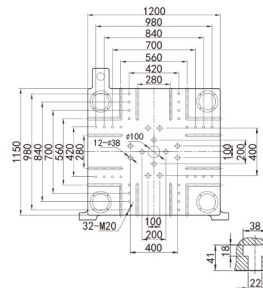
Spoljne dimenzije
Dimension of exteriorDimenzije prostora kalupa
Mould space dimensionDimenzije instalacije robota
Robot Installation dimensionDimenzije šablona
Dimension of templet

YH408 II

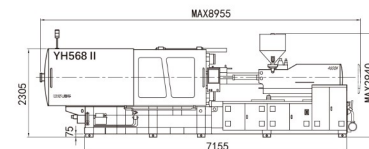
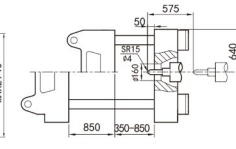
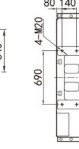
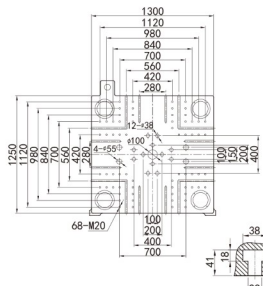
Spoljne dimenzije
Dimension of exteriorDimenzije prostora kalupa
Mould space dimensionDimenzije instalacije robota
Robot Installation dimensionDimenzije šablona
Dimension of templet

MODEL		YH488 II			YH568 II			YH658 II			
Internacionalne specifikacije International specification		3600H			4600H			5300H			
Jedinica za brizganje Injection Unit		A	B	C	A	B	C	A	B	C	D
Prečnik puža Screw diameter	[mm]	75	80	85	80	85	90	85	90	95	100
Odnos puža Screw ratio	[L/D]	22.4	21	19.8	22.3	21.0	19.8	22.2	21.0	19.9	18.9
Teoretski kapacitet brizganja Theoretical injection capacity	[cm ³]	1722	1959	2212	2185	2467	2766	2637	2957	3294	3650
Gramaza šneke (PS) Shot weight (PS)	[g]	1567	1783	2013	1989	2245	2517	2400	2691	2998	3322
Gramaza šneke (PS) Shot weight (PS)	[oz]	55.3	62.9	71.0	70.2	79.2	88.8	84.7	94.9	105.7	117.2
Brzina brizganja u vazduh Injection rate into Air	[g/s]	455	518	584	455	514	576	527	591	658	729
Pritisak brizganja Injection pressure	[MPa]	187	164	145	186	165	147	202	180	161	146
Hod brizganja Injection stroke	[mm]	390			435			465			
Brzina puža Screw speed	[r/min]	175			160			140			
Prečnik sfere mlaznice Sphere diameter of nozzle	[mm]	SR15			SR15			SR20			
Jedinica za zatvaranje Clamping Unit											
Sila zatvaranja Clamping force	[kN]	4880			5680			6580			
Max. hod otvaranja Opening stroke	[mm]	800			850			930			
Razmak između kolona (ŠxV) Space between tie bar(WxH)	[mm]	830×780			880×830			960×880			
Min. veličina kalupa Min. mould size	[mm]	580×545			615×580			670×615			
Min. debljina kalupa Min. mould height	[mm]	320			350			350			
Max. debljina kalupa Max. mould height	[mm]	800			850			900			
Prečnik otvora lokacije kalupa Dia. of mould location hole	[mm]	Φ160H7			Φ160H7			Φ160H7			
Hod izbacivača Ejector stroke	[mm]	220			240			250			
Sila izbacivanja Ejector stroke forward	[kN]	110			158			158			
Broj izbacivača Number of ejector bar	[PC]	13			17			21			
Ostalo Others											
Pritisak sistema Sys. Pressure	[Mpa]	17.5			17.5			17.5			
Snaga motora Pump Motor	[KW]	26.7+26.7			26.7+26.7			40.9+40.9			
Snaga grejanja Heater Power	[KW]	31			34.6			41			
Broj kontrolnih zona temperature Number of temp. control zones		4+1			4+1			5+1			
Kapacitet rezervoara ulja Oil tank capacity	[L]	850			950			1000			
Dimenzije mašine (DxŠxV) Machine Dimensions (LxWxH)	[m]	8.20×2.08×2.75			8.96×2.15×2.94			9.90×2.29×3.21			
Težina mašine Machine Weight	[Ton]	18.9			21.7			27			

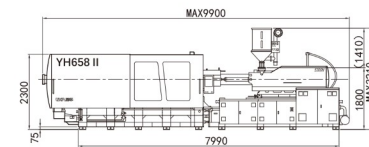
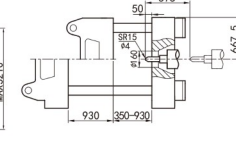
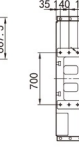
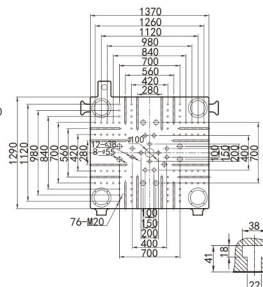
YH488 II

Spoljne dimenzije
Dimension of exteriorDimenzije prostora kalupa
Mould space dimensionDimenzije instalacije robota
Robot installation dimensionDimenzije šablona
Dimension of templet

YH568 II

Spoljne dimenzije
Dimension of exteriorDimenzije prostora kalupa
Mould space dimensionDimenzije instalacije robota
Robot installation dimensionDimenzije šablona
Dimension of templet

YH658 II

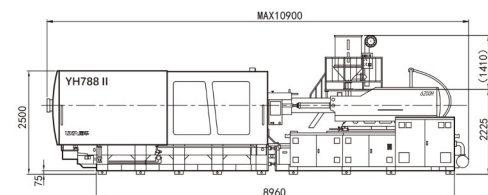
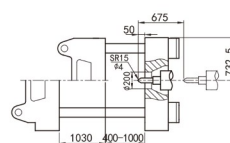
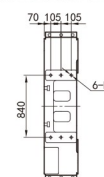
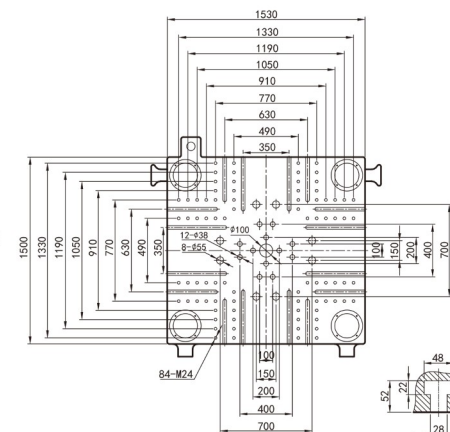
Spoljne dimenzije
Dimension of exteriorDimenzije prostora kalupa
Mould space dimensionDimenzije instalacije robota
Robot installation dimensionDimenzije šablona
Dimension of templet

Pažnja: Naša kompanija zadržava pravo promene modela, parametara, specifikacije, konfiguracije i boje bez prethodne najave.

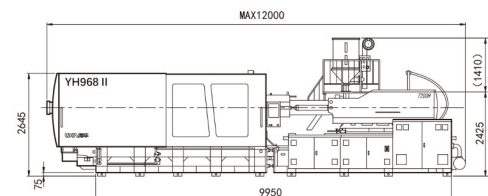
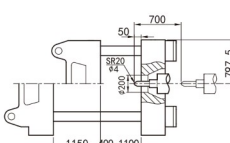
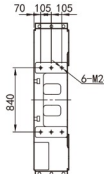
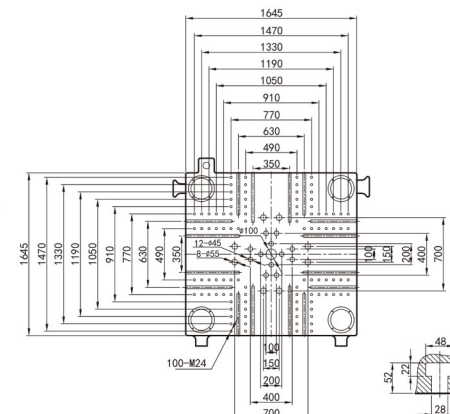
Attention: Our company reserves the right of changing model, parameter, specification, configuration and color without prior notice.

MODEL	YH788 II				YH968 II				
Internacionalne specifikacije International specification	6000H				6900H				
Jednica za brizganje Injection Unit	A	B	C	D	A	B	C	D	
Prečnik puža Screw diameter	[mm]	90	95	105	110	90	100	110	120
Odnos puža Screw ratio	[L/D]	23.2	22.0	19.9	19.0	24.4	22.0	20.0	18.3
Teoretski kapacitet brizganja Theoretical injection capacity	[cm ³]	3052	3401	4154	4559	3181	3927	4752	5655
Gramaza šneke (PS) Shot weight (PS)	[g]	2777	3095	3780	4149	2895	3574	4324	5146
Gramaza šneke (PS) Shot weight (PS)	[oz]	98.0	109.2	133.3	146.3	102.1	126.1	152.5	181.5
Brzina brizganja u vazduh Injection rate into Air	[g/s]	608	677	827	908	609	752	910	1083
Pritisak brizganja Injection pressure	[MPa]	197	176	144	132	218	176	146	123
Hod brizganja Injection stroke	[mm]	480				500			
Brzina puža Screw speed	[r/min]	125				100			
Prečnik sfere mlaznice Sphere diameter of nozzle	[mm]	SR20				SR20			
Jednica za zatvaranje Clamping Unit									
Sila zatvaranja Clamping force	[kN]	7880				9680			
Max. hod otvaranja Opening stroke	[mm]	1030				1150			
Razmak između kolona (ŠxV) Space between tie bar(WxH)	[mm]	1060x980				1160x1080			
Min. veličina kalupa Min. mould size	[mm]	740x685				810x755			
Min. debljina kalupa Min. mould height	[mm]	400				400			
Max. debljina kalupa Max. mould height	[mm]	1000				1100			
Prečnik otvora lokacije kalupa Dia. of mould location hole	[mm]	Φ200H7				Φ200H7			
Hod izbacivača Ejector stroke	[mm]	280				300			
Sila izbacivanja Ejector stroke forward	[kN]	215				215			
Broj izbacivača Number of ejector bar	[PC]	21				21			
Ostalo Others									
Pritisak sistema Sys. Pressure	[Mpa]	17.5				17.5			
Snaga motora Pump Motor	[KW]	50.7+40.9				50.7+50.7			
Snaga grejanja Heater Power	[KW]	45.1				55.2			
Broj kontrolnih zona temperature Number of temp. control zones		5+1				5+1			
Kapacitet rezervoara ulja Oil tank capacity	[L]	1100				1250			
Dimenzije mašine (DxŠxV) Machine Dimensions (LxWxH)	[m]	10.90x2.55x3.64				12.00x2.74x3.84			
Težina mašine Machine Weight	[Ton]	34				44			

YH788 II

Spoljne dimenzije
Dimension of exteriorDimenzije prostora kalupa
Mould space dimensionDimenzije instalacije robota
Robot installation dimensionDimenzije šablona
Dimension of templet

YH968 II

Spoljne dimenzije
Dimension of exteriorDimenzije prostora kalupa
Mould space dimensionDimenzije instalacije robota
Robot installation dimensionDimenzije šablona
Dimension of templet



Yonghua YHII SERIJA LISTA KONFIGURACIONIH FUNKCIJA

Yonghua YHII SERIES CONFIGURATION FUNCTION LIST

Raspodela brizganja Injection allocation

- Dupli cilindar uravnotežene strukture ubrizgavanja
Double cylinder balanced injection structure
- Puž visoke efikasnosti za plastifikaciju od visokokvalitetnog nitriranog čelika
High efficiency plasticizing screw barrel of high quality nitride steel
- Funkcija vremenskog grejanja, sprečavanje hladnog starta puža
Timing heating function, screw anti - cold start
- Pogon visokog kvaliteta sa visokim obrtnim momentom hidrauličnog motora
High quality high torque hydraulic motor drive glue
- Uređaj za sprečavanje povlačenja puža i curenja (zvlačenje plastike/labavo povlačenje/povlačenje usled vatre)
Screw retraction anti-salivation device (glue extraction/loose retraction/fire retraction)
- Dizajn duplog cilindra za brizganje obezbeđuje jednaku silu kontakta mlaznice i tačnost kontrole brizganja
Double injection shift cylinder design ensures uniform nozzle contact force and injection control accuracy
- Struktura postolja velike čvrstoće osigurava stabilan i efikasan rad mehanizma za brizganje
The high rigid pedestal support structure ensures the stable and efficient operation of the injection mechanism
- Uređaj za podešavanje centra mlaznice
Nozzle to center trimming device
- Visokoprecizni elektronski lenjir kontroliše rad šneke
High precision electronic ruler controls the shooting stroke
- Šest faza brizganja, pet faza pritiska, četiri faze pritiska skladištenja materijala, brzina može biti podešena
Six stages of injection, five stages of pressure, four stages of material storage pressure, speed can be adjusted
- Uređaj za merenje brzine puža
Screw speed measuring device
- Automatska funkcija čišćenja kalupa
Automatic cleaning the barrel function
- Centralna jedinica podmazivanja kao standard
Centrally lubricated with station as standard
- Protivožarna tabla, stativna tabla
Fire board anti skateboard
- Standardni zaštitni poklopac mlaznice
Standard nozzle protection cover
- 788T i više sa platformom za unos plastične mase
788T and above with feeding platform
- 658T i više noseća konstrukcija cilindra za doziranje
658T and above batching cylinder supporting structure

Konfiguracija zatvaranja Clamping configuration

- Kosi dupli prekiđač sa pet uporišta
Five fulcrum oblique double toggle
- Spojena struktura stezne ploče i završne ploče
Conjoined structure of clamping plate and end board
- Visokoprecizna funkcija zaštite od niskog pritiska
High precision low pressure protection die function
- Hidraulični motor pokreće automatsko podešavanje alata
Hydraulic motor drives automatic gear die setting
- Podesiva konstrukcija podrške pokretne ploče smanjuje deformaciju nosača šipke za vezivanje, a pokretna ploča se kreće uz pomoć čeličnih traka velike tvrdoće
Adjustable movable formwork supporting structure reduces the bearing deformation of tie rod, and the movable formwork moves high hardness steel belt
- Samodetektorski volumetrijski centralizovani sistem za podmazivanje
Self-detector volumetric centralized lubrication system
- Standardni mehanički i električni uređaji za dvostruku sigurnosnu zaštitu (308-968 sa hidrauličkom sigurnosnom zaštitom)
Standard mechanical and electrical double safety protection devices (308-968 with hydraulic safety protection)
- Način otvaranja i zatvaranja bira se pod kontrolom visokopreciznog elektronskog lenjira
The operation of opening and closing election are controlled by high-precision electronic ruler
- Dostupni su višestruki režimi izbacivanja, sa pritiskom i brzinom postavljenim respektivno
Multiple ejection modes are available, with pressure and speed setting respectively
- Pet procesa otvaranja i zatvaranja kalupa podesivi pritisak
Five proces in mold opening and closing adjustable pressure
- Automatska kontrola sigurnosnih vrata (658T i više, standardno sa električnim vratima)
Automatic safety door control (658T and above, standard with electric door)

Konfiguracija hidraulike Hydraulic configuration

- Visoko efikasan servo sistem za uštedu energije
High efficiency servo energy saving system
- Detekcija temperature ulja, automatski alarm odstupanja temperature ulja
Oil temperature detection, oil temperature deviation automatic alarm
- Funkcija zaštite od preopterećenja motora
Motor overload protection function
- Mašine od 268T i više opremljene su samo-zaptivajućim filterom za apsorpciju ulja /
Mašine od 308T i više opremljene su samo-zaptivajućim filterom za usisavanje ulja /
Funkcija alarma za blokadu filter elementa
268T and above are equipped with self-sealing oil absorption filter /
308T and above are equipped with self-sealing oil suction filter /
filter element blocking alarm function
- Konfiguracija hidrauličnog izvlačenja jezgra: Standardno, za modele od 178T do 268T dolazi sa jednim setom, dok za modele od 308T i više dolazi sa dva seta
Hydraulic core pulling configuration: 178T-268T standard with one set, 308T and above standard with two sets
- Odvod za hlađenje kalupa (uključujući jedan set za hlađenje cilindra).
Četiri grupe za modele od 80T, šest grupa za modele od 98T-268T,
osam grupa za modele od 308T-408T i deset grupa za modele od 48T-968T.
Mold cooling water drain (including one set of cylinder cooling).
four groups od 80T, six groups of 98T-268T,
eight groups of 308T-408T, and ten groups of 48T-968T.
- 968T standardni bajpas filter
968T standard bypass filter

Konfiguracija elektronske kontrole Electric control configuration

- Specijalni kontrolni računar za mašinu za brizganje sa visokim odzivom
High response injection molding machine special control computer
- Inteligentno upravljanje kvalitetom SPC
Intelligent SPC quality management
- Multijezička podrška
Support for multiple languages
- LCD ekran u boji, prikaz rada mašine u realnom vremenu
LCD color screen, real-time animation display of machine operation
- Jednostavno korisničko okruženje robota
Simple robot electrical interface
- Zaključavanje zaštite parametarskih podataka
Parameter data protection lock
- PID automatska kontrola temperature, za postizanje samokorekcije temperature kalupa
PID temperature automatic control, to achieve the barrel temperature self-correction
- USB interfejs za jednostavno ažuriranje programa panela i rezervnu kopiju parametara kalupa
USB interface for easy panel program update and mold parameter backup
- Sa funkcijom zaustavljanja memorisanja, može čuvati 100 setova podataka o kalupu nasumično
With stop memory function, can store 100 sets of mold data randomly
- 100 setova upozorenja o izuzetima i 100 skupova skladišta zapisa o promenama
100 sets of exception alerts and 100 sets of change record stores
- Više nivoa zaštite lozinkom, može biti postavljena u skladu sa različitim nivoima ovlašćenja, kako bi se sprečila greška u izmeni parametara brizganja
Multi-level password protection, can be set according to different authorization levels, to prevent error modification of molding parameters
- Ispod 308T je opremljen električnim senzorom za detekciju zatvaraća
Below 308T is equipped with blanking port detection electric sensor
- Prekiđač za hitno zaustavljanje prednjih i zadnjih vrata kao standard
Front and rear door emergency stop switch as standard
- Rezervne avio utičnice (5-jezgrene su trofazne 380V); ispod 268T-5-jezgrene 16Ax3 grupe
308T-408T-5-core 32Ax1 grupa +5-core 16Ax2 grupa
488T-568T-5-core 32Ax2 grupa +5-core 16Ax2 grupa
658T-968T-5-core 32Ax3 grupa
Spare aviation sockets (5-core are three-phase 380V); below 268T-5-core 16Ax3 group
308T-408T-5-core 32Ax1 group +5-core 16Ax2 group
488T-568T-5-core 32Ax2 group +5-core 16Ax2 group
658T-968T-5-core 32Ax3 group

Izaberite konfiguraciju Choose the configuration

- Specijalan rezervoar puža za specijalne sirovine
Special screw barrel for special raw materials
- Režim otvaranja/brizganja proporcionalna kontrola ventila
Mode opening/injection proportional valve control
- Euro mapa 12/67 električni interfejs robota
Euro map 12/67 robot electrical interface
- Udaljena jedinica infracrvenog grejanja
Far infrared heating unit
- Digitalni električni metar
Digital electric meter
- Povećani element brizganja
Increased injection element
- Umanjeni element brizganja
Reduced injection element
- Uređaj za sinhroni hod otvaranja kalupa/izbacivanja plastike/zvlačenje jezgra/razvrtnje
Mould opening/glue ejection/core-pulling/reaming synchronous motion device
- Zaštita za grejanje matrice
Die heat shield
- Bajpas filter visoke preciznosti
High precision bypass filter
- Više setova za izvlačenje jezgra i više setova ventila za izduvanje vazduha
Multiple sets of core pulling and multiple sets of air blowing valves
- Merač protoka u stakleno cevi
Glass tube flowmeter
- Bubañ duvač
Drum blower
- Samozaptivna mlaznica (hidraulična/pneumatska)
Self-sealing nozzle (hydraulic/pneumatic)
- Elektromagnetski ventil za hlađenje temperature ulja vodom
Oil temperature cooling electromagnetic valve
- Kontrola temperature na delu za ulaz plastike
Feeding outlet temperature control
- Električni uređaj za topljenje plastike
Electric glue melting device
- Povećanje modula
Increase the modulus

Ostale konfiguracije Other configuration

- Standardne boje
The standard color
- Podesivi amortizeri
Adjustable shock absorbers
- Kutija za pribor
Accessory box
- Uobičajeni alat
Commonly tools
- Osetljivi rezervni delovi
Vulnerability spare parts